



Iowa 4-H Youth Development


Dairy Animal Lifetime Record

4-H'er's Name _____ Club _____

Use one of these summary forms for each 4-H dairy project animal. It contains permanent identification, production, and financial records. Simply add information to this form as long as you have the animal listed below.

I. Identification and Animal Genetics

Draw an outline of your animal's color markings for broken color breeds.



Animal's Name _____ Breed _____

Date Born _____ Date Project Started _____ Tattoo or Eartag # _____

If registered, registration # _____ PEBV* - milk _____

Sire's Name _____ Sire's Code _____ Sire's PTA \$** _____

Dam's Name _____ Dam's Registration or Eartag # _____ Dam's EATA*** _____

*PEBV – Pedigree Estimated Breeding Value; **PTA\$ – Predicted Transmitting Ability, protein dollars; ***EATA – Estimated Average Transmitting Ability (If you do not have EATA, you can use the dam's index.)

Prepared by Ron Orth, former Extension Dairy Specialist; Deb Hall, former Extension 4-H Youth Development Specialist; and Jeff Johnson, 4-H Program Assistant

... and justice for all

The U.S. Department of Agriculture (USDA) prohibits discrimination in all its programs and activities on the basis of race, color, national origin, gender, religion, age, disability, political beliefs, sexual orientation, and marital or family status. (Not all prohibited bases apply to all programs.) Many materials can be made available in alternative formats for ADA clients. To file a complaint of discrimination, write USDA, Office of Civil Rights, Room 326-W, Whitten Building, 14th and Independence Avenue, SW, Washington, DC 20250-9410 or call 202-720-5964. Issued in furtherance of Cooperative Extension work, Acts of May 8 and June 30, 1914, in cooperation with the U.S. Department of Agriculture. Stanley R. Johnson, director, Cooperative Extension Service, Iowa State University of Science and Technology, Ames, Iowa.

II. Growth Record (Record animal growth information in the blanks provided.)

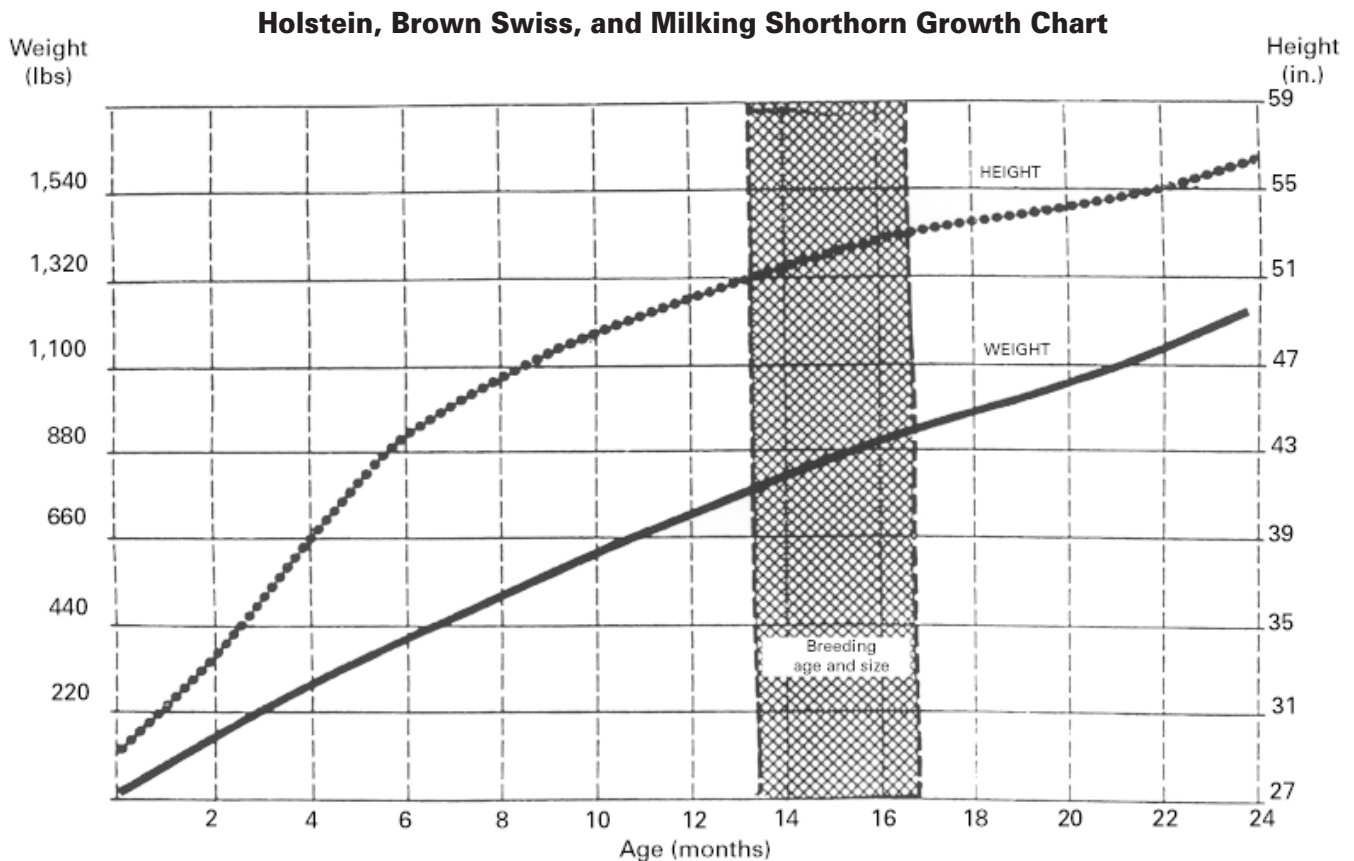
Age of animal (months)	2	4	6	8	10	12	14	16	18	20	22	24
Height (inches)												
Weight (pounds)												
Chest (inches)												

One way to use the above information is to calculate the average daily gain. To calculate average daily gain

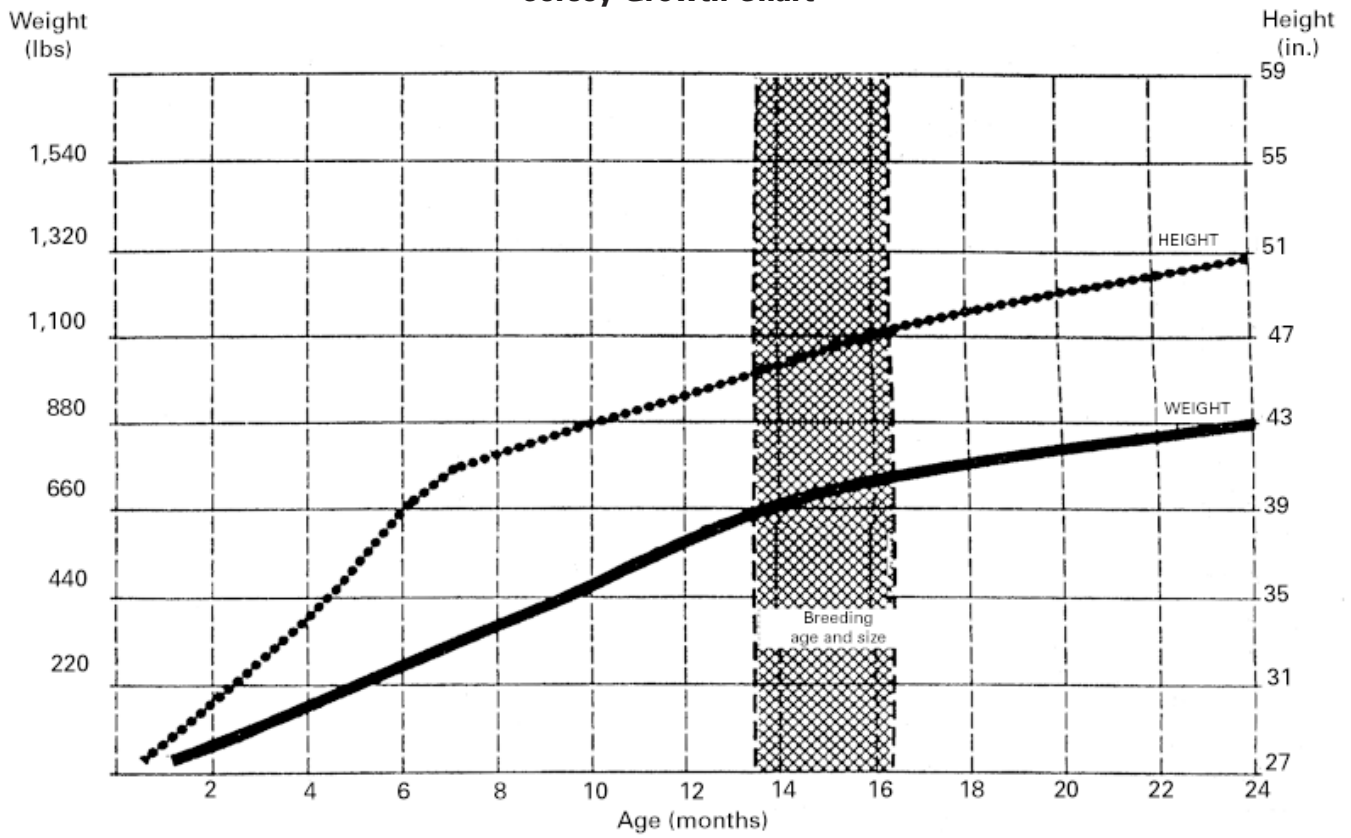
- Compute total gain by taking the most current weight minus the first weight you recorded.
- Compute the number of days on the growth period by counting the number of days between the first and last weight you recorded.
- ADG = Total gain divided by the number of days in the growth period.

Growth Chart

Three growth charts are given. Select the one for the breed of your animal. Plot the height and weight of your heifer every two months on the chart. Use a solid line to connect the points you plot for weight. Connect the points you plot for height using a dotted line. Compare the growth curve of your animal with the breed average. The lines already on the chart represent the average growth curves for each breed.



Jersey Growth Chart



Ayrshire and Guernsey Growth Chart

